



## Adaptabel® DC Vibrating Bells

**PLC Compatible**

### 435 Series

#### FEATURES

- > Universal Adaptaplate mounts directly on surface or electrical box
- > Weatherproof by adding 449 back box
- > 4", 6" 8" and 10" gong sizes

#### AGENCY APPROVALS

- > UL 464 Listed

DC vibrating bells produce a long continuous ringing sound. The striker continues to strike the gong in rapid-fire action as long as current is applied.

Universal Adaptaplate® mounts directly on surface or fits any single gang box, 3 1/4" (83mm), 3 1/2" (89mm), or 4" (102mm) octagon box, or any plaster cover with mounting holes on 2 3/4" (70mm) centers. 6" and 10" bells also mount on 4" (102mm) square boxes.

The DC vibrating bell can be used in outdoor applications when mounted on Cat. No. 449 weatherproof back box. See AdaptaBel accessories on page 5-10.

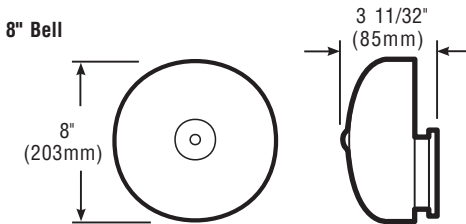
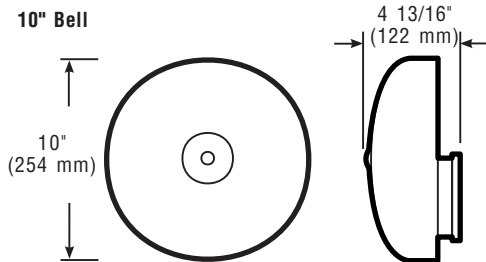
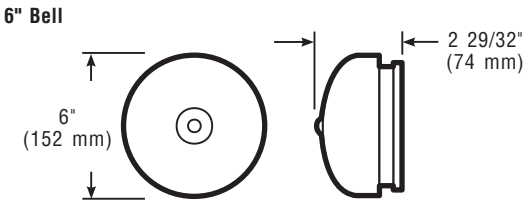
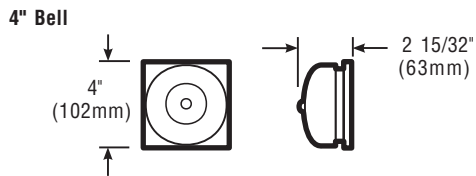
Specified for timing, scheduling, and general alarm applications.

D-04

5-8



## TECHNICAL INFORMATION



Cat No. *	Volts	Amps	VA	dB at 1m / 10 ft.	DC Coil Res (Ohms)
435-4C1	6	0.250	1.5	96 / 90	11
435-4E1	12	0.125	1.5	96 / 90	40
435-4G1	24	0.062	1.5	96 / 90	155
435-4J1	32	0.047	1.5	96 / 90	275
435-4P1	125	0.012	1.5	96 / 90	3000
435-6C1	6	0.250	1.5	98 / 92	11
435-6E1	12	0.125	1.5	98 / 92	40
435-6G1	24	0.062	1.5	98 / 92	155
435-6J1	32	0.047	1.5	98 / 92	275
435-6K1	48	0.031	1.5	98 / 92	620
435-6P1	125	0.012	1.5	98 / 92	3000
435-6S1	250	0.008	2.0	96 / 90	6100
435-8C1	6	0.250	1.5	99 / 93	11
435-8E1	12	0.125	1.5	99 / 93	40
435-8G1	24	0.062	1.5	99 / 93	155
435-8P1	125	0.012	1.5	99 / 93	3000
435-10E1	12	0.125	1.5	100 / 94	40
435-10G1	24	0.062	1.5	100 / 94	155
435-10P1	125	0.012	1.5	100 / 94	3000
435-10S1	250	0.008	2.0	96 / 90	6100

\*Gong Size denoted by suffix in catalog number.  
 \*Gong Size in inches denoted by suffix in catalog number.

## SIGNAL INPUT LOAD CHARACTERISTICS \*\*

Light Source Cat. No.	Operating Voltage	Max. off state leakage current (mA)	Continuous on Current (mA)	Surge (inrush/duration) Amps/milliseconds
435-4G1	24V DC	5	62	1.06/0.0001
435-6G1	24V DC	5	62	1.14/0.000125
435-10G1	24V DC	5	62	1.14/0.000125

\*\*This device is PLC compatible and may be operated by PLCs with output characteristics that match the input load requirements of this signal. Electromechanical devices can produce transient spikes and should only be used on PLC output cards that have inherent transient spike suppression. Consult the PLC manufacturer prior to connecting 24V DC electromechanical devices to PLCs.